

DupliTerminator Premium Installation Guide

This installation guide will walk you through the steps to install the DupliTerminator Premium software into your hosting.

Before that, make sure you have a FTP software on your computer. If you do not have any, here's a free FTP software you can use. [CLICK HERE](#) to download FileZilla FTP

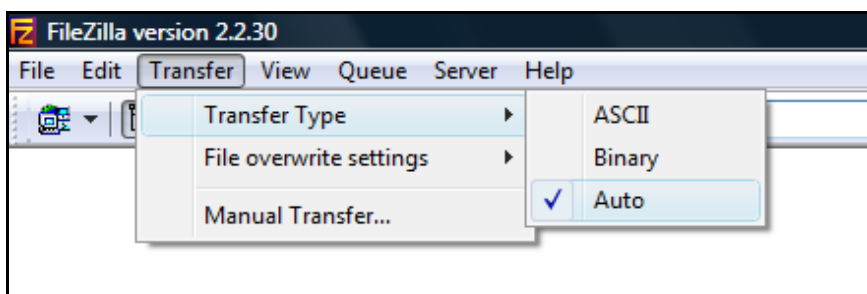
Watch The Step By Step Installation Video



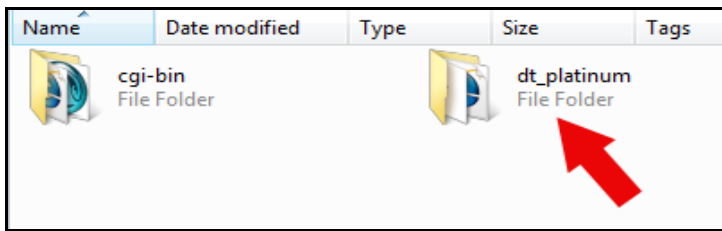
<http://dupliterator.com/howtoinstall-video.html>

First, open your FTP software from your computer and log into your hosting account. In the FTP software **Transfer** settings, make sure the **transfer type** is **AUTO**

Sample screenshot from FileZilla FTP:



Locate the folder called **dt_platinum** in your DupliTerminator Premium setup package



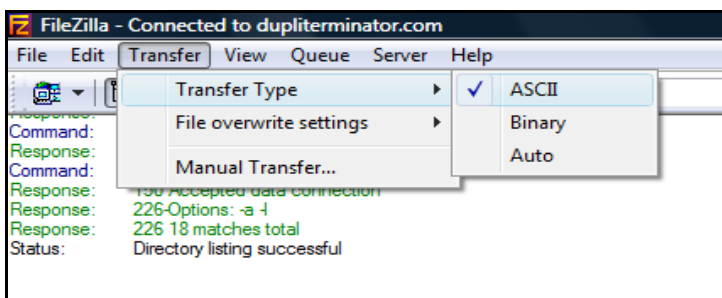
Upload the **dt_platinum** folder into the **/public_html/** hosting directory. Once uploaded, change the permission for the items below:

1. Folder **dt_platinum** **777**
2. File **index.html** **755** (Inside the *dt_platinum* folder)

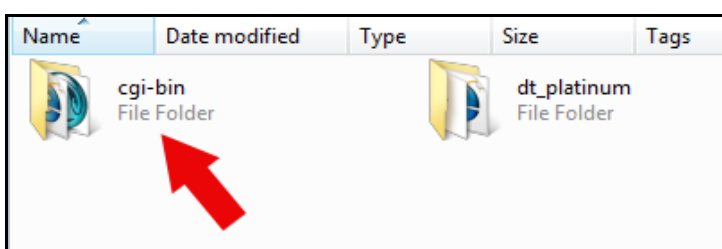
* Please refer to Page 3 for instructions to change permission

Second step, go back to your FTP software to change the **Transfer** settings, make sure the **transfer type** is **ASCII**

Sample screenshot from FileZilla FTP:



In the DupliTerminator Premium setup package, there's another folder called "**cgi-bin**".



Inside the **cgi-bin** folder, there are 3 files – *dt_platinum.pl*, *test_server.pl* and *index.html*

Upload the 3 files (*dt_platinum.pl*, *test_server.pl* and *index.html*) into your web hosting directory **/public_html/cgi-bin/**

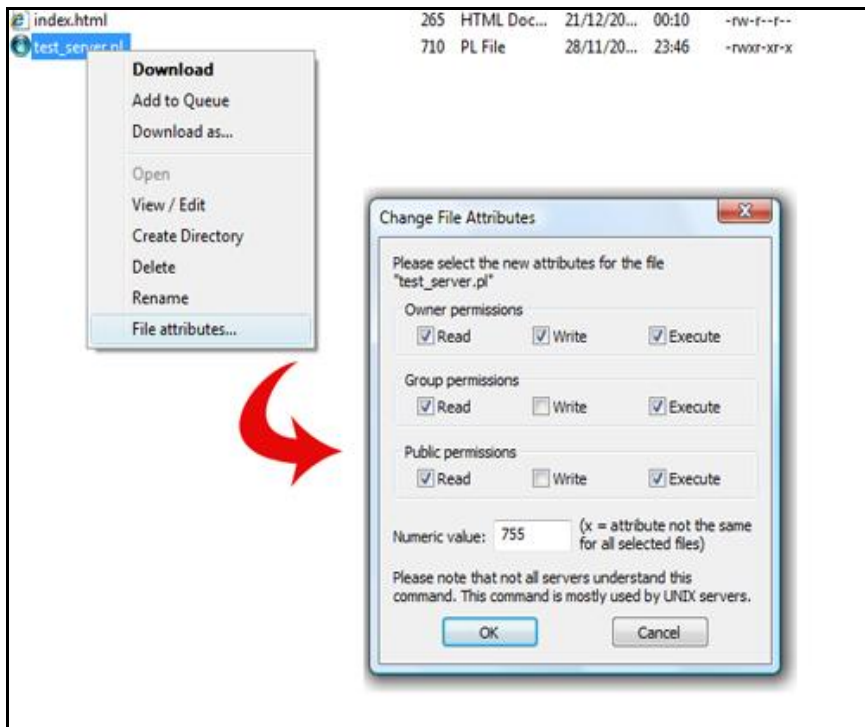
Change the file permission of the following files:

1. *dt_platinum.pl* **755**
2. *test_server.pl* **755**

Tips: How to change file permission

Right click on the file and select "File Attributes". Change the number to 755 and click the "Ok" button to save.

Sample screenshot: How to change file permission



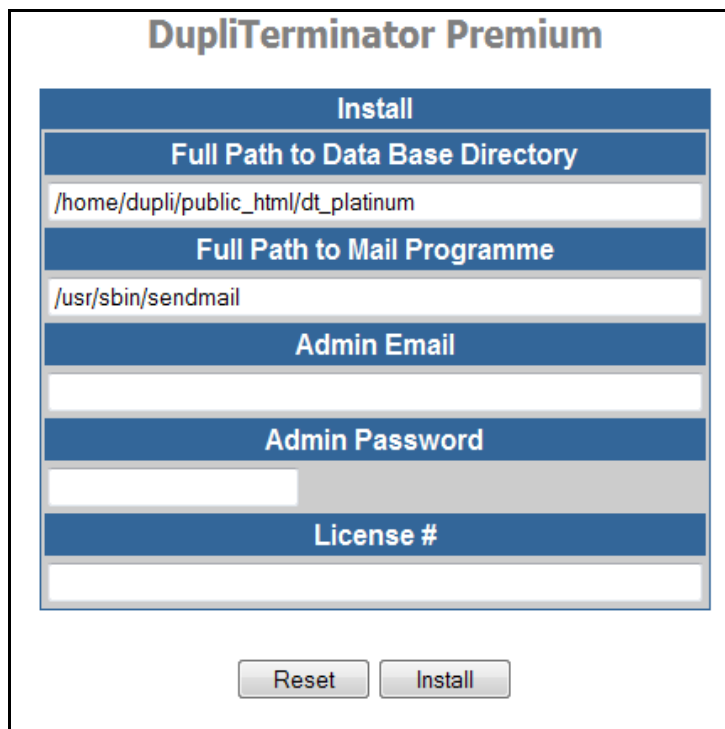
Start The Installation:

Now, go to the installation URL to complete the setup.

http://www.yourdomain.com/cgi-bin/dt_platinum.pl

**Replace "yourdomain.com" to your own domain name.*

Sample screenshot from installation:



The screenshot shows the 'DupliTerminator Premium' installation interface. It features a title bar at the top, followed by several input fields with blue headers: 'Install', 'Full Path to Data Base Directory' (containing '/home/dupli/public_html/dt_platinum'), 'Full Path to Mail Programme' (containing '/usr/sbin/sendmail'), 'Admin Email', 'Admin Password', and 'License #'. At the bottom, there are two buttons: 'Reset' and 'Install'.

Full path to Data Base Directory – auto detect from your hosting

Full Path to Mail Programme – auto detect from your hosting

Admin Email – your email address

Admin Password – the password you will be using to access the software

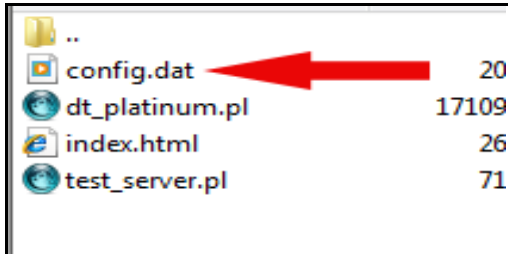
License – please check your email for the license code.

**If you didn't receive the license code after making payment, contact our customer support at <http://www.replytopatric.com> (please include your payment receipt details so that we can verify your payment and retrieve the license code for you)*

Last Step to Complete the Installation:

After successfully installing the software, **re-open** the FTP software/ **refresh it** and log into your hosting. Go to the hosting directory **/public_html/cgi-bin/** to change the file permission for **config.dat** to **600**.

Screenshot:



**You must perform this step before you start using the software. Someone else can reset your software if you forget to change the file permission to 600.*

FAQ Section:

Q1: The installation page doesn't load, what happened?

A1: If the installation page doesn't load or show an error, it must be because the FTP transfer setting was set to the wrong type. Before you upload the **dt_platinum.pl** file into **/cgi-bin/** folder, make sure the FTP transfer type is in **ASCII** mode and change the file permission to **755**.

Q2: I'm a newbie, how do I use the FTP software?

A2: You can get the usage instructions from <http://wiki.filezilla-project.org/Using>

Q3: I have forgotten my software license code and can't find the record in my email, where can I retrieve the license code?

A3: To retrieve your software license code, please contact our customer support at <http://www.replytopatric.com> with your payment receipt details.

Watch The Step By Step Installation Video



<http://dupliterator.com/howtoinstall-video.html>

Need a Professional Installation Service?

We can do this for you for only \$10 within 2 business days. Contact our technical support with the subject "DupliTerminator Premium Installation Service" at <http://www.replytopatric.com>

Thank you!

DupliTerminator.com